

LUXURIOUS PORCELAIN SLABS

160x320cm

6mm | 12mm | 20mm

GRANICER
CERAMICA INDIANA

www.granicer.in



ASIA'S LARGEST SLAB MANUFACTURING UNIT

Established in 2007 as Comet Granito Pvt. Ltd., Granicer is a pioneering leader in the global tile manufacturing and exporting industry. Our innovative products cater to a wide customer base and needs with over 2000+ exclusive designs in 12+ spectacular finishes and 15+ sizes for an array of spaces and interiors. Our collection includes pioneering Vitrified tiles, GVT, PGVT, Wall tiles, and Slabs of substantial and various sizes.

To offer exceptional quality products and serve the growing demand, customer base, and exports, Granicer is equipped with three manufacturing units. These facilities are rigged with imported state-of-the-art machinery with a production capacity of 70,000 square meters per day.



52K

Sq.M. per Day
Production Capacity



3

 Star Export House

Granicer -
The Premium
Tiles Manufacturer

40+

Export Countries



17+

Years of
Experience



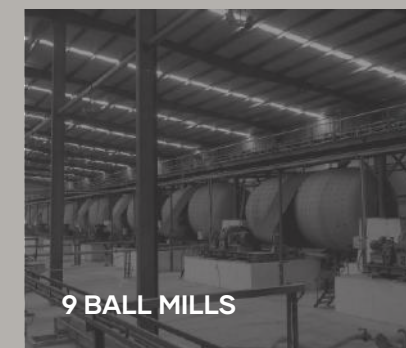




400+

Dealers' Network

EXPANDING HORIZONS BY INTEGRATING TECH AND NOVELTY

Granicer is the house of Asia's largest slab manufacturing unit and Asia's best new tile plant, producing unmatched and unrivalled porcelain slabs in a remarkable range of colossal formats and exquisite finishes.





+ 100%
 Compensation of Co₂
 Emissions (13.14 Kg/sqm)



THINK SUSTAINABLE THINK GRANICER THINK

SUSTAINABILITY IS A RESPONSIBILITY
 WE ARE COMMITTED TO.

Granicer is committed to delivering eco-conscious and sustainable solutions to give safe places to reside and a green future to hold on to with slabs backed by our sustainability mission.

Bringing sustainable surface solutions to the forefront with Co₂-neutral slim and durable slabs from Granicer that consume less raw material, water, and energy in production and generate less pollution from transportation.

Granicer Eco-friendly Plant Parameters



-35%
 Low raw
 material usage



-35%
 Less water
 usage



-35%
 Less Co₂
 emission



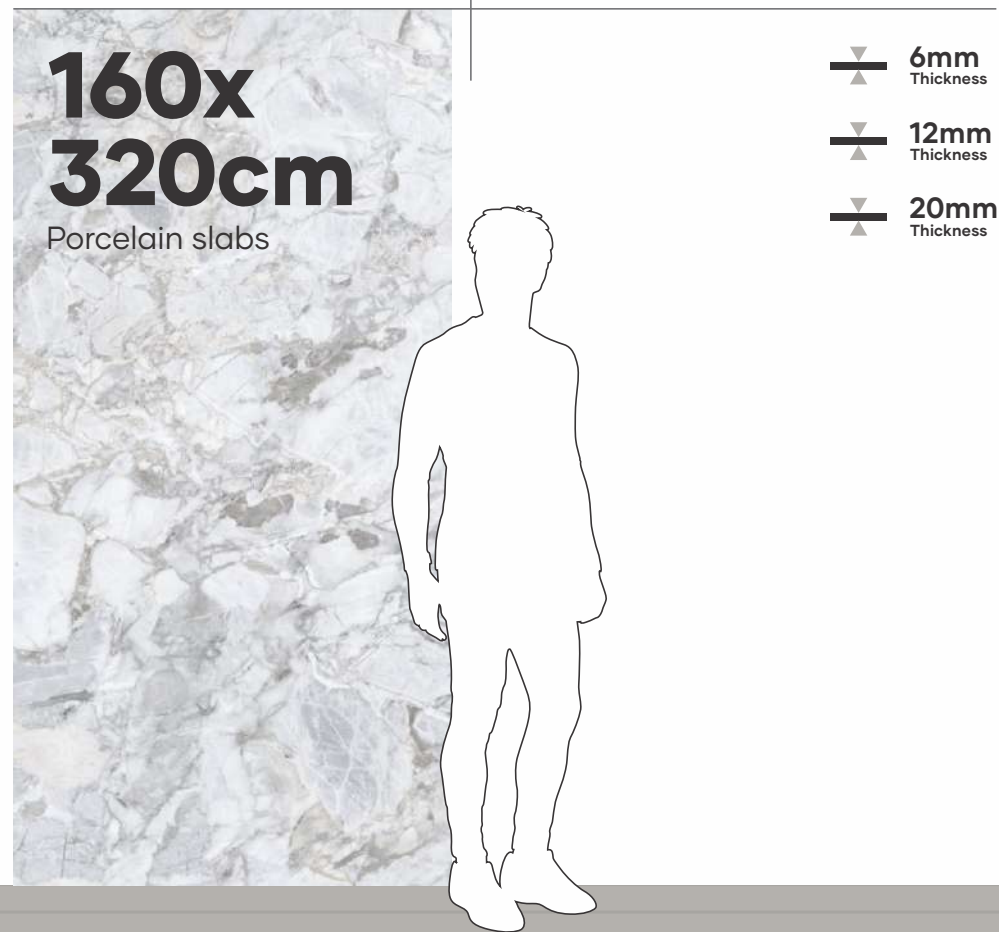
-35%
 Less energy
 consumption



-35%
 Less pollution
 generated from
 transportation

AN EMBODIMENT OF PERFECTION

Live larger than life in your space with slabs that add a touch of grandeur and elegance.




**160x
320cm**
Porcelain slabs

▽ 6mm
Thickness

▽ 12mm
Thickness

▽ 20mm
Thickness

The diagram features a white silhouette of a person standing next to a vertical rectangular area with a light-colored, marbled texture. To the right of this area, three thickness options are listed, each accompanied by a small icon of a slab with a downward-pointing triangle on top and an upward-pointing triangle on the bottom.



1 DESIGN FOR DIFFERENT SIZES

Our design concept is crafted with versatility in mind, allowing it to maximize functionality without sacrificing style. The design maintains a cohesive look across all sizes, fulfilling your need to create a space that adds depth and sophistication. This highlights the design's adaptability and ensures a clean, uncluttered look.



- | | | |
|-------------|-------------|-------------|
| • 80x240cm | • 120x180cm | • 120x320cm |
| • 80x300cm | • 120x240cm | • 160x160cm |
| • 120x120cm | • 120x280cm | • 160x320cm |



7+ VOGUISH SURFACES

+

Bringing a revolution in the ceramic industry with class-apart finishes that narrate detailed craftsmanship. These meticulously crafted finishes add tons of grace and timelessness to myriad of spaces.

CRYSTAL



SAHARA



SOFT SATIN




ILLUSION



GRAVEL



METALLIC



SHAPE TECH



FULFILLS EVERY CERAMIC NEED



Crafted for efficiency, these 6 mm & 12 mm slabs are an excellent choice for spaces demanding functional elegance. They are a versatile yet durable option for enhancing your space with sustainable excellence. These masterpieces are designed to address all your ceramic needs, offering both unparalleled craftsmanship and elegance. Their endless application possibilities make them ideal for a wide range of uses, from functional to decorative. Your search for elevating your decor ends here.



Wardrobe



Counters



Sinks



Furnishing Units



Kitchen



Bathroom



Office



Hotels



Café



Hospital



Bank



Malls





DESIGNING BEAUTIFUL
& DURABLE SPACES

20mm Application

ADVANCED SUPPORT FOR SUPERIOR STABILITY

Engineered to provide unparalleled durability and adaptability, these 20 mm slabs are ideal for spaces demanding robustness and elegance. Their exceptional strength can resist any wear and tear.



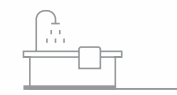
Kitchen counter top



Dining table



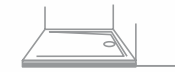
Table top



Bathtub



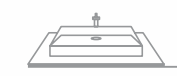
Shelves



Shower base



Vanity top



Wash basin



Stair case



Door and window frame



Wall and floor

ENHANCE YOUR LIFESTYLE WITH OUR IDEAL SOLUTIONS

CRAFTED FOR DEMANDING SPACES!

Porcelain slabs combine practicality with aesthetic appeal, making them a versatile and durable choice for residential and commercial spaces. They can endure heavy use, resist stains, heat, abrasion, and chemicals, and are impactful when placed.

These meticulously crafted slabs make a strong statement in spaces with enduring beauty and effortless features, making them a practical choice for a myriad of spaces.



Porcelain slabs

FEATURES



Quality raw materials



Non-absorbent



Heat-resistant



Easy workability



Easy to clean



Scratch and abrasion resistant



Versatile for any project



Frost-resistant



No colour alteration



Hygienic surface




Resistant to liquids and acids




Surface suitable for food contact

Elevate your interiors with the timeless sophistication of slabs designed with unmatched features offering long-lasting durability and charm.



Sqaured Ridge at 45°



Rounded Ridge at 45°



Double Straight Squared Ridge



Double Straight Rounded Ridge



Straight Squared Ridge



Rounded Straight Ridge



L-shaped Sqaured Ridge



L-shaped Rounded Ridge

DYNAMIC EDGES, VERSATILE NEEDS

Give vivid aesthetic look to your spaces with vivid edge profiles. Each edge profile have their own distinct look and charm that narrate timeless elegance and give a refined touch.

Choosing the right edge profile depends on the desired aesthetic and practicality. These profiles are essential for both modern and traditional settings, contributing to the overall look and feel of a space.







+ Colorado White



160x
320cm

Available Finish :
- Crystal

Thicknesses:
12mm | 20mm


Body Type:
Pure White Body



Bookmatch A+B

Applications Area : Floor | Wall | Facade | Commercial | Counter top





+ Massimo Arabescato



160x
320cm

Available Finish :
- Crystal

Thicknesses:
12mm | 20mm

Body Type:
White Body



Bookmatch A+B

Applications Area : Floor | Wall | Facade | Commercial | Counter top





+ Satvario **Latte**



+ **160x
320cm**

+ Available Finish :
- **Crystal**

+ Thickness:
12mm

+ Body Type:
White Body



Bookmatch A+B

Applications Area : Floor | Wall | Facade | Commercial | Counter top





+Aura Gold



160x
320cm

Available Finish :
- Crystal

Thickness:
12mm

Body Type:
White Body



Bookmatch A+B

Applications Area : Floor | Wall | Facade | Commercial | Counter top





+ River Onyx **Grey**



+ **160x
320cm**

+ Available Finish :
- **Crystal**

+ Thickness:
12mm


+ Body Type:
White Body



2 Random

Applications Area : Floor | Wall | Facade | Commercial | Counter top





+ Marmoluz **Mormore**



+ **160x
320cm**

+ Available Finish :
- **Crystal**

+ Thickness:
12mm

+ Body Type:
White Body



3 Random

Applications Area : Floor | Wall | Facade | Commercial | Counter top





+ Cristalux **Beige**



160x
320cm

Available Finish :
- **Crystal**


Thickness:
20mm

Body Type:
Pure White Body



3 Random

Applications Area : **Floor | Wall | Facade | Commercial | Counter top**





+ Patagonia



160x
320cm

Available Finish :
- Crystal

Thickness:
12mm

Body Type:
White Body




Bookmatch A+B

Applications Area : Floor | Wall | Facade | Commercial | Counter top





+ Calacatta **Viola**




+ **160x
320cm**

+ Available Finish :
- **Crystal**

+ Thickness:
12mm

+ Body Type:
White Body



2 Random

Applications Area : Floor | Wall | Facade | Commercial | Counter top





+ Vitrum Grigio



+ **160x
320cm**

+ Available Finish :
- **Crystal**

+ Thickness:
12mm

+ Body Type:
Ash Grey Body



2 Random

Applications Area : Floor | Wall | Facade | Commercial | Counter top





+ Didyma **Silver**



+ **160x
320cm**

+ Available Finish :
- **Crystal**

+ Thickness:
12mm

+ Body Type:
Ash Grey Body



2 Random

Applications Area : **Floor | Wall | Facade | Commercial | Counter top**





+ Marina Travertino **Beige**



+ **160x
320cm**

+ Available Finish :
- **Crystal**

+ Thickness:
12mm

+ Body Type:
Ivory Body



3 Random

Applications Area : **Floor | Wall | Facade | Commercial | Counter top**





+ Marina Travertino **Gris**



+ **160x
320cm**

+ Available Finish :
- **Crystal**

+ Thickness:
12mm

+ Body Type:
M Grey Body



2 Random

Applications Area : **Floor | Wall | Facade | Commercial | Counter top**





+ Armani Di **Gris**



+ **160x
320cm**

+ Available Finish :
- **Crystal**

+ Thickness:
12mm

+ Body Type:
Ash Grey Body



3 Random

Applications Area : Floor | Wall | Facade | Commercial | Counter top





+ Armani Di **Smoke**



+ **160x
320cm**

+ Available Finish :
- **Crystal**

+ Thickness:
12mm

+ Body Type:
Ash Grey Body



3 Random

Applications Area : **Floor | Wall | Facade | Commercial | Counter top**





+ Onyx **Bianco**



160x
320cm

Available Finish :
- **Crystal**

Thickness:
12mm

Body Type:
White Body



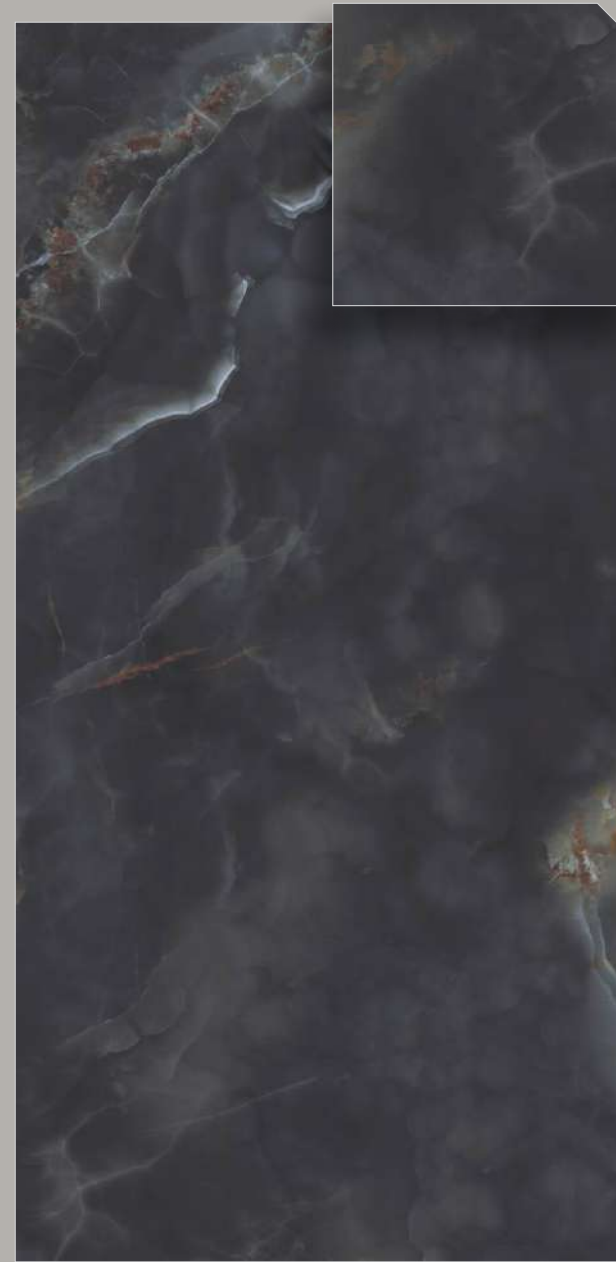
3 Random

Applications Area : **Floor** | **Wall** | **Facade** | **Commercial** | **Counter top**





+ Onyx Nero



+ **160x
320cm**

+ Available Finish :
- **Crystal**

+ Thickness:
12mm

+ Body Type:
Black Body



3 Random

Applications Area : Floor | Wall | Facade | Commercial | Counter top





+ Invisible **Blue**



+ **160x
320cm**

+ Available Finish :
- **Crystal**

+ Thickness:
12mm

+ Body Type:
White Body



Bookmatch A+B

Applications Area : Floor | Wall | Facade | Commercial | Counter top





+ Cloudy Onyx **Verde**



+ **160x
320cm**

+ Available Finish :
- **Crystal**

+ Thickness:
12mm

+ Body Type:
Green Body



3 Random

Applications Area : Floor | Wall | Facade | Commercial | Counter top





+ Opera Onyx **Verde**




+ **160x
320cm**

+ Available Finish :
- **Crystal**

+ Thickness:
12mm

+ Body Type:
Green Body



4 Random

Applications Area : Floor | Wall | Facade | Commercial | Counter top





+ Amazonite **Jade**



160x
320cm

Available Finish :
- **Crystal**

Thickness:
12mm

Body Type:
Green Body



2 Random

Applications Area : Floor | Wall | Facade | Commercial | Counter top





+ Amazonas



+ **160x
320cm**

+ Available Finish :
- **Crystal**

+ Thickness:
12mm

+ Body Type:
Green Body




3 Random


Applications Area : Floor | Wall | Facade | Commercial | Counter top

COFFEE LAB





+ Patagonia **Green**




160x
320cm

Available Finish :
- Crystal

Thickness:
12mm


Body Type:
White Body



Bookmatch A+B

Applications Area : Floor | Wall | Facade | Commercial | Counter top





+ Victoria **Green**



+ **160x
320cm**

+ Available Finish :
- **Crystal**

+ Thickness:
12mm

+ Body Type:
Green Body



Bookmatch A+B

Applications Area : **Floor | Wall | Facade | Commercial | Counter top**





+ Golden Dune



160x
320cm

Available Finish :
- Crystal

Thickness:
12mm


Body Type:
Ivory Body



3 Random

Applications Area : Floor | Wall | Facade | Commercial | Counter top





+ Lemurian Blue



160x
320cm

Available Finish :
- Crystal

Thickness:
12mm

Body Type:
Black Body

Applications Area : Floor | Wall | Facade | Commercial | Counter top





+ Grigio **Carnigo**



+ **160x
320cm**

+ Available Finish :
- **Crystal**

+ Thickness:
12mm

+ Body Type:
Black Body



2 Random

Applications Area : **Floor | Wall | Facade | Commercial | Counter top**





+ Estatuario Nova



160x
320cm

Available Finishes :
- Crystal ,
- Sahara , - Soft Satin

Thicknesses:
12mm | 20mm

Body Type:
White Body




3 Random



Bookmatch A+B

Applications Area : Floor | Wall | Facade | Commercial | Counter top





+ Beldia **Bianco**



+ **160x
320cm**

+ Available Finishes :
- **Crystal** ,
- **Sahara** , - **Soft Satin**

+ Thicknesses:
12mm | 20mm

+ Body Type:
White Body



3 Random



Bookmatch A+B

Applications Area : **Floor | Wall | Facade | Commercial | Counter top**





+ Calacatta **Borghini**



+ **160x
320cm**

+ Available Finishes :
- **Crystal** ,
- **Sahara** , - **Soft Satin**

+ Thicknesses:
12mm | 20mm

+ Body Type:
White Body




Bookmatch A+B

Applications Area : **Floor | Wall | Facade | Commercial | Counter top**





+ Solid White



160x
320cm

Available Finishes :
- Crystal ,
- Sahara , - Soft Satin


Thicknesses:
12mm | 20mm

Body Type:
Pure White Body





+ Solid Black



+ **160x
320cm**

+ Available Finishes :
- Crystal ,
- Sahara


+ Thicknesses:
12mm | 20mm

+ Body Type:
Black Body





+ Sahara Noir




+ **160x
320cm**

+ Available Finishes :
- Crystal ,
- Sahara


+ Thickness:
12mm

+ Body Type:
Black Body




2 Random

Applications Area : Floor | Wall | Facade | Commercial | Counter top





+ Marquina Nero



+ **160x
320cm**

+ Available Finishes :
- Crystal ,
- Sahara

+ Thicknesses:
12mm | 20mm

+ Body Type:
Black Body



3 Random

Applications Area : Floor | Wall | Facade | Commercial | Counter top





+ Saint Laurent



+ **160x
320cm**

+ Available Finishes :
- **Crystal** ,
- **Sahara**

+ Thickness:
12mm

+ Body Type:
Black Body



3 Random

Applications Area : **Floor | Wall | Facade | Commercial | Counter top**





+ Noir Serpents



+ **160x
320cm**

+ Available Finishes :
- **Crystal** ,
- **Sahara**

+ Thickness:
20mm

+ Body Type:
Black Body




3 Random

Applications Area : **Floor** | **Wall** | **Facade** | **Commercial** | **Counter top**





+ Avocado **Green**



+ **160x
320cm**

+ Available Finishes :
- **Crystal** ,
- **Sahara**

+ Thickness:
12mm

+ Body Type:
Green Body



2 Random

Applications Area : **Floor** | **Wall** | **Facade** | **Commercial** | **Counter top**





+ Calacatta Luna



160x
320cm

Available Finishes :
- Crystal , - Sahara
- Soft Satin

Thicknesses:
12mm | 20mm

Body Type:
White Body



3 Random

Applications Area : Floor | Wall | Facade | Commercial | Counter top





+ Carpecia **Gold**



+ **160x
320cm**

+ Available Finishes :
- **Crystal** , - **Sahara**
- **Soft Satin**

+ Thickness:
20mm


+ Body Type:
Pure White Body



3 Random

Applications Area : **Floor | Wall | Facade | Commercial | Counter top**





+ Arbescato **Oscuro**



**160x
320cm**

Available Finishes :
- **Crystal** , - **Sahara**
- **Soft Satin**

Thickness:
12mm

Body Type:
White Body



3 Random

Applications Area : **Floor** | **Wall** | **Facade** | **Commercial** | **Counter top**





+ Piccolo Venatino



160x
320cm

Available Finishes :
- Crystal ,
- Soft Satin

Thicknesses:
12mm | 20mm

Body Type:
White Body



3 Random

Applications Area : Floor | Wall | Facade | Commercial | Counter top





+ Bianco **Lasa**



+ **160x
320cm**

+ Available Finish :
- **Sahara**

+ Thickness:
12mm

+ Body Type:
White Body



3 Random

Applications Area : Floor | Wall | Facade | Commercial | Counter top





+ Luxor



160x
320cm

Available Finish :
- Sahara

Thickness:
12mm

Body Type:
White Body



3 Random



Bookmatch A+B

Applications Area : Floor | Wall | Facade | Commercial | Counter top





+ Roman **Classic**



160x
320cm

Available Finish :
- Sahara

Thickness:
20mm


Body Type:
Pure White Body



2 Random

Applications Area : Floor | Wall | Facade | Commercial | Counter top





+ Bianca **Fanta**



160x
320cm

Available Finish :
- Sahara


Thickness:
20mm


Body Type:
Pure White Body




2 Random

Applications Area : Floor | Wall | Facade | Commercial | Counter top





+ Krater **Perla**



+ **160x
320cm**

+ Available Finish :
- **Sahara**

+ Thickness:
12mm

+ Body Type:
Ivory Body



2 Random

Applications Area : **Floor | Wall | Facade | Commercial | Counter top**





+ Krater **Ceppo**



+ **160x
320cm**

+ Available Finish :
- **Sahara**

+ Thickness:
12mm

+ Body Type:
Ash Grey Body



2 Random

Applications Area : **Floor | Wall | Facade | Commercial | Counter top**





+ Travertino Navona **Crema**



+ **160x
320cm**

+ Available Finish :
- Sahara

+ Thickness:
12mm

+ Body Type:
Ivory Body



3 Random

Applications Area : Floor | Wall | Facade | Commercial | Counter top





+ Travertino Navona **Grey**



+ **160x
320cm**

+ Available Finish :
- **Sahara**

+ Thickness:
12mm

+ Body Type:
Ash Grey Body




3 Random

Applications Area : **Floor | Wall | Facade | Commercial | Counter top**





+ Concrete **Grey**



+ **160x
320cm**

+ Available Finish :
- **Sahara**

+ Thickness:
20mm

+ Body Type:
Ash Grey Body

Applications Area : Floor | Wall | Facade | Commercial | Counter top





+ Terra Stone **Light**




+ **160x
320cm**

+ Available Finish :
- **Sahara**

+ Thickness:
12mm

+ Body Type:
Ash Grey Body



3 Random

Applications Area : **Floor | Wall | Facade | Commercial | Counter top**





+ Terra Stone **Grey**



+ **160x
320cm**

+ Available Finish :
- **Sahara**

+ Thickness:
12mm

+ Body Type:
M Grey Body



3 Random

Applications Area : Floor | Wall | Facade | Commercial | Counter top





+ Repoline **Beige**



+ **160x
320cm**

+ Available Finish :
- **Sahara**

+ Thickness:
12mm

+ Body Type:
Ivory Body



2 Random

Applications Area : **Floor | Wall | Facade | Commercial | Counter top**





+ Elegant **Grey**



+ **160x
320cm**

+ Available Finish :
- **Sahara**

+ Thicknesses:
12mm | 20mm

+ Body Type:
Ash Grey Body

Applications Area : Floor | Wall | Facade | Commercial | Counter top





+ Silver River



160x
320cm

Available Finish :
- Sahara

Thickness:
12mm

Body Type:
Ash Grey Body



3 Random

Applications Area : Floor | Wall | Facade | Commercial | Counter top





+ Claros **Grey**




160x
320cm

Available Finish :
- Sahara

Thickness:
12mm

Body Type:
Ash Grey Body



3 Random

Applications Area : Floor | Wall | Facade | Commercial | Counter top





+ Desert **Grey**



+ **160x
320cm**

+ Available Finish :
- **Sahara**

+ Thickness:
12mm

+ Body Type:
Ash Grey Body




3 Random

Applications Area : **Floor | Wall | Facade | Commercial | Counter top**





+ Cemento Beige



+ **160x
320cm**

+ Available Finish :
- **Sahara**

+ Thickness:
12mm

+ Body Type:
Ivory Body




3 Random

Applications Area : Floor | Wall | Facade | Commercial | Counter top





+ Cemento **Olive**



+ **160x
320cm**

+ Available Finish :
- **Sahara**

+ Thickness:
12mm

+ Body Type:
Ash Grey Body



3 Random

Applications Area : Floor | Wall | Facade | Commercial | Counter top





+ Cemento Light




160x
320cm

Available Finish :
- Sahara

Thickness:
12mm


Body Type:
Ash Grey Body



3 Random

Applications Area : Floor | Wall | Facade | Commercial | Counter top





+ Cemento **Antracite**



+ **160x
320cm**

+ Available Finish :
- **Sahara**



+ Thickness:
12mm

+ Body Type:
M Grey Body



3 Random

Applications Area : **Floor | Wall | Facade | Commercial | Counter top**





+ Rivero **Polver**




+ **160x
320cm**

+ Available Finish :
- **Sahara**

+ Thickness:
12mm

+ Body Type:
Ash Grey Body



2 Random

Applications Area : **Floor | Wall | Facade | Commercial | Counter top**





+ Rivero **Ossido**



+ **160x
320cm**

+ Available Finish :
- **Sahara**

+ Thickness:
12mm

+ Body Type:
Black Body



2 Random

Applications Area : **Floor | Wall | Facade | Commercial | Counter top**





+ Moncayo **Grey**



+ **160x
320cm**

+ Available Finish :
- **Sahara**

+ Thickness:
12mm

+ Body Type:
Ash Grey Body



4 Random

Applications Area : **Floor | Wall | Facade | Commercial | Counter top**



2

↑ 2



+ Pizzara **Slate**




+ **160x
320cm**

+ Available Finish :
- **Sahara**

+ Thicknesses:
12mm | 20mm

+ Body Type:
Black Body



3 Random

Applications Area : **Floor | Wall | Facade | Commercial | Counter top**





+ Pietra **Grey**



+ **160x
320cm**

+ Available Finishes :
- **Crystal** ,
- **Sahara**

+ Thickness:
20mm

+ Body Type:
M Grey Body



3 Random

Applications Area : **Floor** | **Wall** | **Facade** | **Commercial** | **Counter top**





+ Calacatta **Oro**



160x
320cm

Available Finishes :
- Crystal ,
- Sahara , - Soft Satin

Thicknesses:
12mm | 20mm

Body Type:
White Body



Bookmatch A+B

Applications Area : Floor | Wall | Facade | Commercial | Counter top





+ Calacatta Nero



+ **160x
320cm**

+ Available Finish :
- Sahara

+ Thickness:
12mm

+ Body Type:
Black Body



3 Random

Applications Area : Floor | Wall | Facade | Commercial | Counter top





+ Arancio Onxy **Black**



+ **160x
320cm**

+ Available Finish :
- **Sahara**

+ Thicknesses:
12mm | 20mm

+ Body Type:
Black Body



2 Random

Applications Area : **Floor | Wall | Facade | Commercial | Counter top**





+ Laurent **Natural**



+ **160x
320cm**

+ Available Finish :
- Sahara

+ Thickness:
20mm

+ Body Type:
Black Body



3 Random

Applications Area : Floor | Wall | Facade | Commercial | Counter top





+ Portoro **Black**



+ **160x
320cm**

+ Available Finish :
- **Sahara**

+ Thickness:
12mm

+ Body Type:
Black Body



2 Random

Applications Area : **Floor | Wall | Facade | Commercial | Counter top**





+ Rome



+ **160x
320cm**

+ Available Finish :
- **Soft Satin**

+ Thickness:
20mm

+ Body Type:
Pure White Body



Bookmatch A+B

Applications Area : Floor | Wall | Facade | Commercial | Counter top





+ Delicato




**160x
320cm**

Available Finishes :
- **Crystal** , - **Soft Satin** ,
- **Sahara**

Thicknesses:
12mm | 20mm

Body Type:
White Body



3 Random

Applications Area : **Floor | Wall | Facade | Commercial | Counter top**





+ White Macaubas



+ **160x
320cm**

+ Available Finish :
- **Soft Satin**

+ Thickness:
12mm

+ Body Type:
Pure White Body

Applications Area : Floor | Wall | Facade | Commercial | Counter top





+ Ice Burg **Blanco**



160x
320cm

Available Finish :
- **Soft Satin**

Thickness:
12mm

Body Type:
White Body



2 Random

Applications Area : Floor | Wall | Facade | Commercial | Counter top





+ Patagonia **Gold**



160x
320cm

Available Finish :
- **Soft Satin**

Thickness:
20mm

Body Type:
Pure White Body



Bookmatch A+B

Applications Area : Floor | Wall | Facade | Commercial | Counter top





+ Linea Stone **Crema**



+ **160x
320cm**

+ Available Finish :
- **Gravel**

+ Thickness:
12mm

+ Body Type:
Ivory Body




2 Random

Applications Area : **Floor | Wall | Facade | Commercial | Counter top**



B D F M Downtown & Brooklyn →





+ Dayton **Ash**



+ **160x
320cm**

+ Available Finish :
- **Gravel**

+ Thickness:
12mm

+ Body Type:
Ash Grey Body



2 Random

Applications Area : **Floor | Wall | Facade | Commercial | Counter top**





+ Dayton **Natural**



+ **160x
320cm**

+ Available Finish :
- **Gravel**

+ Thickness:
12mm


+ Body Type:
M Grey Body



2 Random

Applications Area : Floor | Wall | Facade | Commercial | Counter top





+ Pietra Di Vals **Ash**



+ **160x
320cm**

+ Available Finish :
- **Gravel**

+ Thickness:
12mm

+ Body Type:
Ash Grey Body



3 Random

Applications Area : **Floor | Wall | Facade | Commercial | Counter top**





+ Pietra Di Vals **Grigio**



+ **160x
320cm**

+ Available Finish :
- **Gravel**

+ Thickness:
12mm

+ Body Type:
M Grey Body



3 Random

Applications Area : **Floor | Wall | Facade | Commercial | Counter top**





+ Pietra Di Vals **Scuro**



+ **160x
320cm**

+ Available Finish :
- **Gravel**

+ Thickness:
12mm

+ Body Type:
M Grey Body




3 Random

Applications Area : **Floor | Wall | Facade | Commercial | Counter top**





+ Resin Mirage **Scuro**



+ **160x
320cm**

+ Available Finish :
- **illusion**

+ Thickness:
12mm


+ Body Type:
Ash Grey Body

Applications Area : Floor | Wall | Facade | Commercial | Counter top





+ Resin Mirage **Sand**



+ **160x
320cm**

+ Available Finish :
- **illusion**

+ Thickness:
12mm

+ Body Type:
Brown Body

Applications Area : Floor | Wall | Facade | Commercial | Counter top





+ Soapstone **Ash**



+ **160x
320cm**

+ Available Finish :
- **illusion**

+ Thickness:
12mm

+ Body Type:
Ash Grey Body



2 Random

Applications Area : **Floor | Wall | Facade | Commercial | Counter top**





+ Soapstone **Gris**



+ **160x
320cm**

+ Available Finish :
- **illusion**

+ Thickness:
12mm

+ Body Type:
M Grey Body



2 Random

Applications Area : **Floor | Wall | Facade | Commercial | Counter top**





+ Soapstone Nero



+ **160x
320cm**

+ Available Finish :
- **illusion**

+ Thickness:
12mm

+ Body Type:
Black Body



2 Random

Applications Area : Floor | Wall | Facade | Commercial | Counter top





+ Travertine **Beige**



+ **160x
320cm**

+ Available Finish :
- **Shape Tech**

+ Thickness:
12mm

+ Body Type:
Ivory Body



3 Random

Applications Area : **Floor | Wall | Facade | Commercial | Counter top**





+ Oak Wood **Beige**



+ **160x
320cm**

+ Available Finish :
- **Shape Tech**

+ Thickness:
12mm

+ Body Type:
Brown Body

Applications Area : Floor | Wall | Facade | Commercial | Counter top





+ Oak Wood **Natural**



+ **160x
320cm**

+ Available Finish :
- **Shape Tech**

+ Thickness:
12mm

+ Body Type:
Brown Body

Applications Area : Floor | Wall | Facade | Commercial | Counter top





+ Carara **Fredo**



+ **160x
320cm**

+ Available Finish :
- **Shape Tech**

+ Thickness:
12mm

+ Body Type:
Pure White Body



3 Random

Applications Area : Floor | Wall | Facade | Commercial | Counter top





+ Alaska **White**




160x
320cm

Available Finish :
- **Shape Tech**

Thickness:
12mm

Body Type:
Ivory Body




2 Random

Applications Area : Floor | Wall | Facade | Commercial | Counter top





+ Sparkle **White**



+ **160x
320cm**

+ Available Finish :
- **Metallic**

+ Thickness:
12mm


+ Body Type:
Pure White Body

Applications Area : **Floor | Wall | Facade | Commercial | Counter top**





+ Sparkle **Black**



+ **160x
320cm**

+ Available Finish :
- Metallic

+ Thickness:
12mm

+ Body Type:
Black Body

Applications Area : Floor | Wall | Facade | Commercial | Counter top





+ Michigan **Grey**



+ **160x
320cm**

+ Available Finish :
- **Shape Tech**

+ Thickness:
12mm

+ Body Type:
M Grey Body

Applications Area : Floor | Wall | Facade | Commercial | Counter top

HANDLING AND STORAGE WITHIN A FACTORY OR WAREHOUSE

EQUIPMENT REQUIRED

Forklifts with forks at least 2.5 m long for loading/unloading metal palettes.

Suction cups with frame for handling the slabs or Rubber coated canvas belts or double clamp with overhead crane.


PROCESS

Transporting A-Frames

When handling A-Frames, use a forklift or crane to lift and place the frames at the desired location.

The forks must be inserted centrally into the base of the A-Frames at right-angles to the length of the slabs, with both forks fully inserted into the A-frame to maintain balance.

Do make sure the frame is stable before moving the forklift. It is recommended to keep the frame safely close to the ground whilst moving the frame.

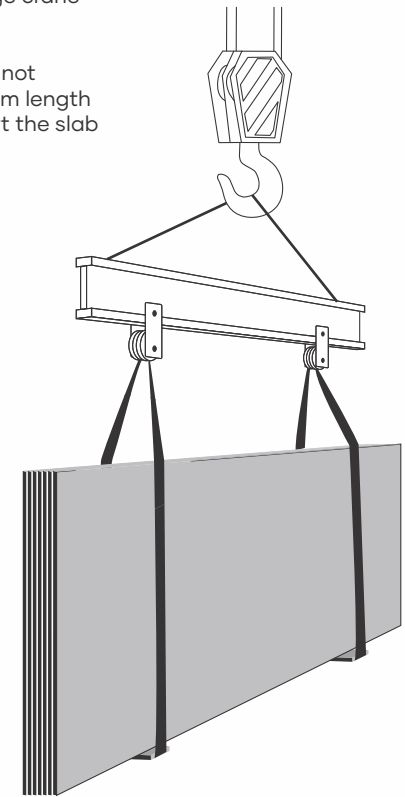


Transporting Slabs

Remove any packaging from the slab.

The preferred means of transporting GRANICER slabs is by using a bridge crane and rubber coated canvas belts.

Clamps (as depicted below) can also be used. In case a double clamp is not available, it is recommended to insert a 2cm thick plank of at least 300cm length between the slab and the clamp (on the back side of the slab) to support the slab while transporting.

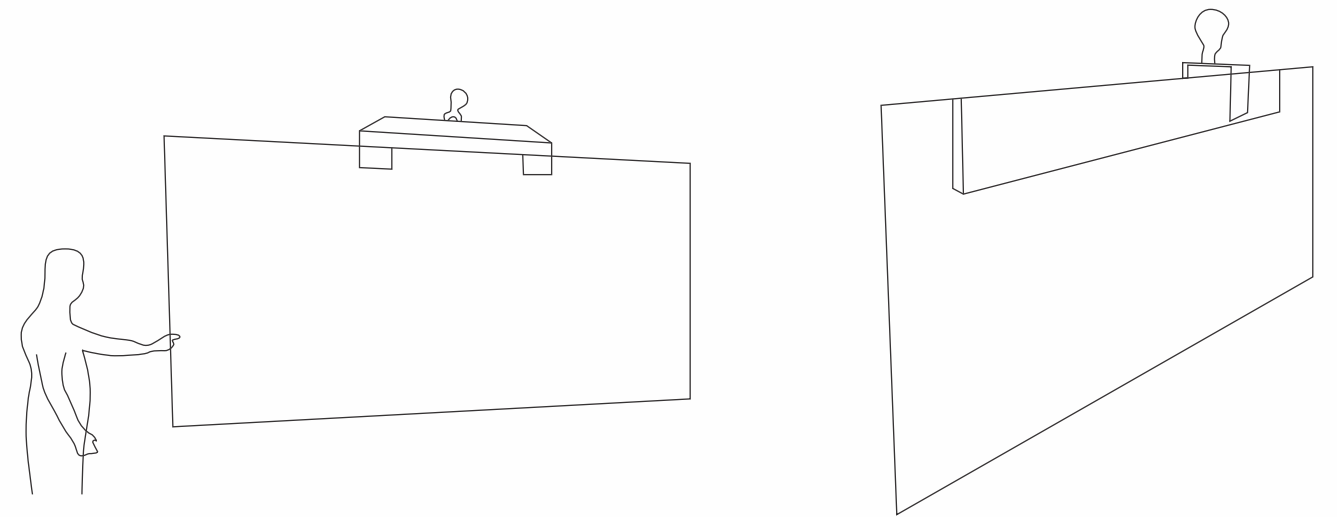


When using a clamp only move one slab at a time.

Slabs must always be moved upright.

All movement needs to be done with care and attention to avoid breakage/ splintering. Any sudden movements must be avoided.

The weight of the slab must be distributed evenly across the point of the gripped load so they remain balanced during transportation.

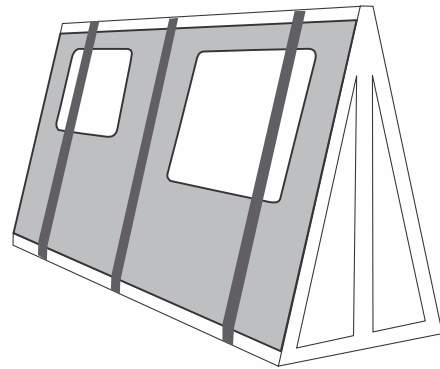


Storing Slabs

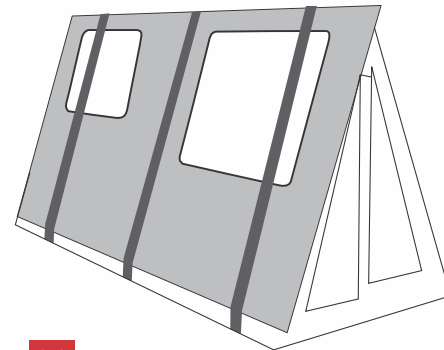
Slabs must always be stored upright. The supports used must match the size of the slab and be strong enough to take the weight of the slabs. It is recommended that GRANICER slabs be protected with rubber padding on stands.

Avoid stacking smaller cut pieces between larger ones.

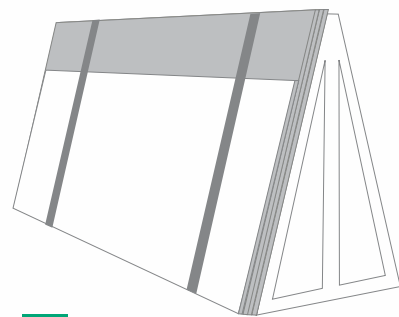
Do not stack slabs horizontally lying down.



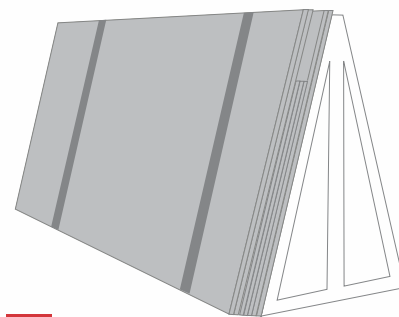
✓
CORRECT



✗
INCORRECT



✓
CORRECT

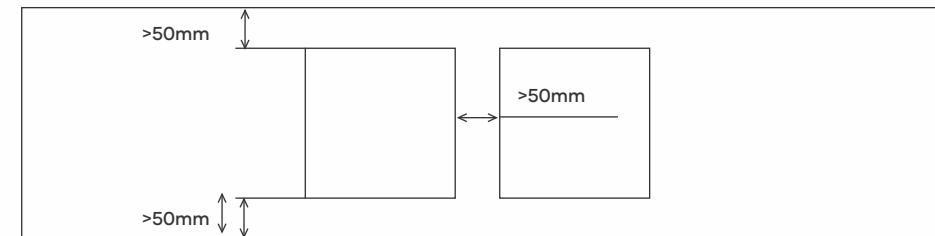


✗
INCORRECT

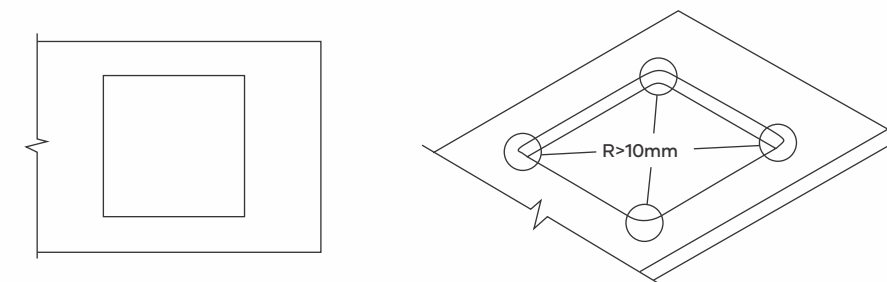
CUTTING

INTERNAL CUT-OUTS AND MINIMUM DISTANCES

All internal openings must be at a distance of at least 5cm from the edges of the slab and from each other.

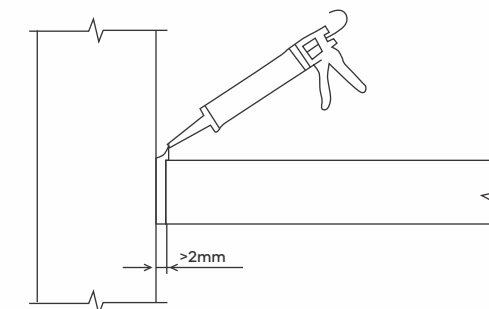


The radius of the internal corners must be greater than 10mm. Right angle internal corners must not be used as they can weaken the structural strength of the countertop, due to the right angles significantly increasing the risk of stress cracking.



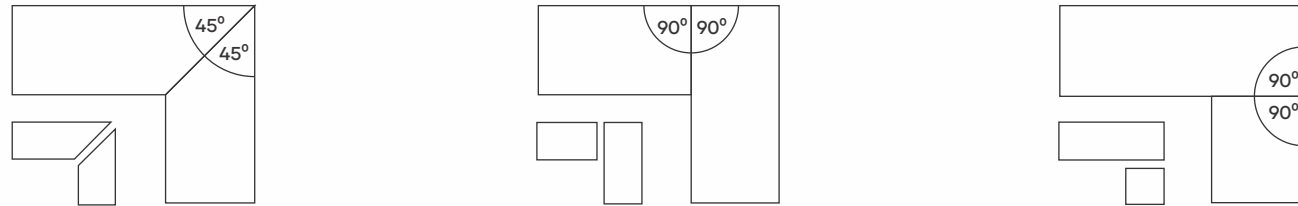
The minimum joint gap between the GRANICER slabs and any other adjoining surface (for example, walls, other GRANICER slabs, sink, hob etc) should be at least 2mm. The 2mm joint gap can be sealed with a colour matched silicone.

The sealant that is used must be specified to withstand thermal variations if a hob, oven or barbecue is in the same vicinity.

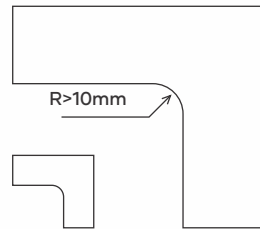


TOPS

It is recommended that two cut to size slabs are used when making L- shaped tops to avoid the risk of stress cracking from 90° internal angles within a single slab. An L shaped-top can be created in the following three ways, whichever is preferable based on the aesthetics required of the design and the direction of the decor of the specified slab.

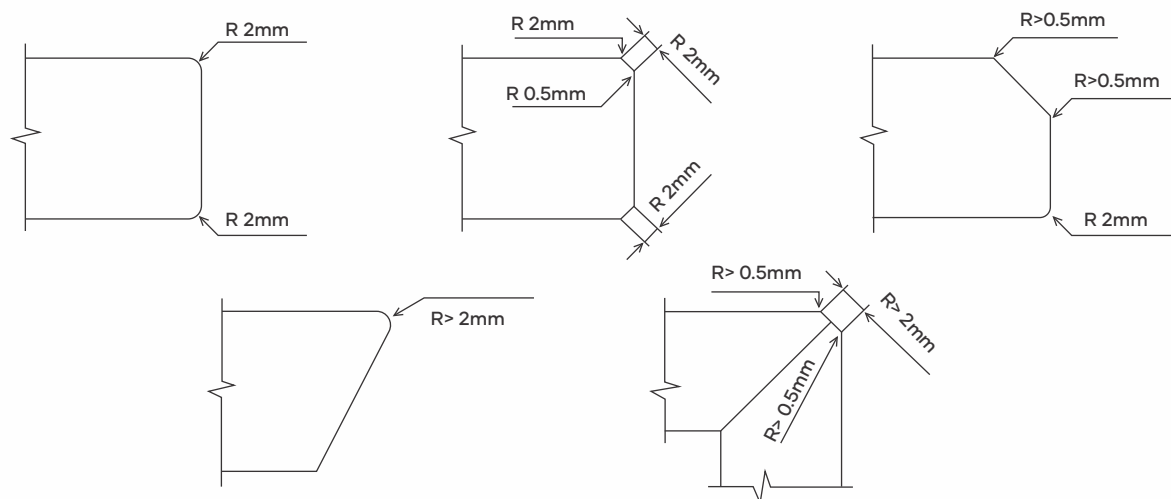


However, if you do choose to specify a single slab to create an L-shaped top, the bend radius must be at least 10mm.



EDGES

The following edges are recommended for both aesthetics and practicality.

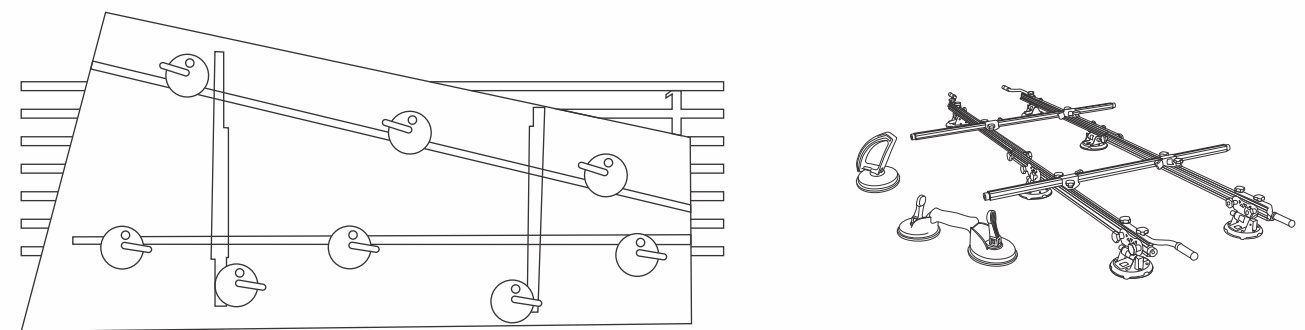
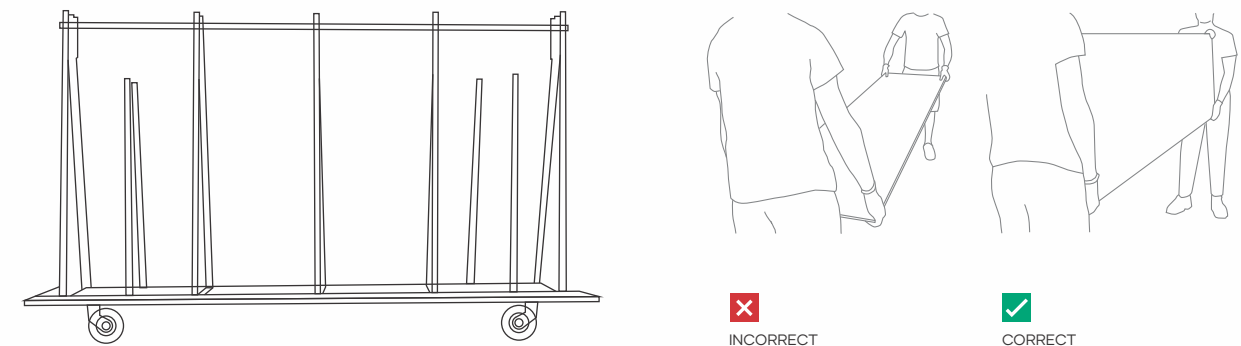


INSTALLATION

ON-SITE HANDLING

The full slab must be in a vertical position whilst being moved around at the installation site. While moving any cut-outs manually, if there, should always be moved/stored vertically facing cutwork upwards when the slab is being transported or is at rest.

The slab can be moved around using a slab cart or a frame with vacuum suction which can be rearranged based on the cutting of the slab.

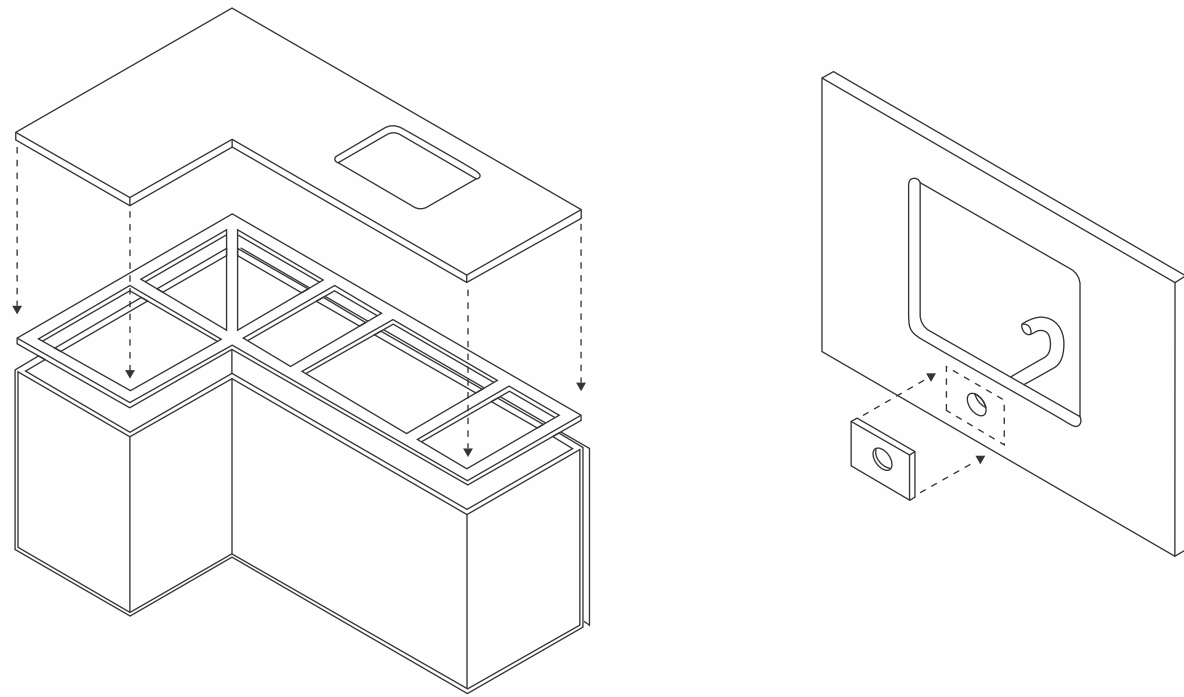


LAYING

Before laying the slabs, please ensure that the base surface is smooth without any debris. It must also be a completely even and level surface.

As noted previously, it is good practice to ensure at least a 2 mm joint gap between any two slabs, or between a slab and another surface or object. The joint gap can be filled with a suitable sealant which matches the base colour of the GRANICER design.

If there are any cut-outs on the slab, they should be supported by reinforcements near the joints and the surface. Any fittings on the slab, such as taps, must also be supported at the drilling site with a reinforcing pad.



BONDING

To bond GRANICER surfaces together it is recommended to use a 2-component epoxy adhesive or Methyl methacrylate adhesive (MMA) in as similar colour to the base colour of the slab as possible.

The following steps ensure a proper bond :

Always clean and dry the surfaces that are to be glued thoroughly.

Attach adhesive tapes on the outer sides of both surfaces to be glued. This can be peeled off later.

Some parameters like the mix ratio, how much time the glue takes to harden after mixing vary from adhesive manufacturer to manufacturer and must be taken note of before eding on with the glueing.

After the two surfaces have firmly glued together, mask the bonded edge with paper masking tape before grinding and polishing the edge.

When installing GRANICER slabs onto other non-porcelain surfaces, either a 2-component epoxy/Polyurethane glue can be used or a polymer-modified mortar (do check if it is specified for large format slabs).

It is recommended to do a sample test first.

TECHNICAL DETAIL

CHARACTERISTIC	STANDARD AS PER ISO13006:2018/ EN14411 Gr.Bla	STANDARD AS PER IS 15622:2017 Gr.Bla	METHOD OF TESTING	MEAN VALUE OF GRANICER
Regulatory Properties				
Deviation in Length and Width	±0.30 % (±1.00 mm)	±0.10 %	ISO 10545-2/ IS 13630-1	±0.10 %
Deviation in Thickness	±5.0 % (± 0.50 mm)	±5.0 %	ISO 10545-2/ IS 13630-1	±5.0 %
Straightness in Side	±0.30 % (± 0.80 mm)	±0.10 %	ISO 10545-2/ IS 13630-1	±0.10 %
Rectangularity	±0.30 % (±1.50 mm)	±0.10%	ISO 10545-2/ IS 13630-1	±0.10 %
Surface Flatness Central Curvature	±0.40 % (± 1.80 mm)	±0.50 %	ISO 10545-2/ IS 13630-1	±0.20 %
Surface Flatness Edge Curvature	±0.40 % (± 1.80 mm)	±0.50 %	ISO 10545-2/ IS 13630-1	±0.20 %
Surface Flatness Warpage	±0.40 % (± 1.80 mm)	±0.50 %	ISO 10545-2/ IS 13630-1	±0.10 %
Surface Quality	>95% defects free	>95% defects free	ISO 10545-2/ IS 13630-1	>95% defects free
Small Color Difference (For Plain Colour) Glazed	ΔE <0.75	N.A.	ISO 10545-16	No change
Small Color Difference (For Plain Colour) Unglazed	ΔE <1.00	N.A.	ISO 10545-16	ΔE <0.80
Glossiness (Polished)	As per Manufacturer	N.A.	Gloss Meter 60°	≥ 90
Structural Properties				
Water Absorption	≤0.50 %	≤0.080 %	ISO 10545-3/ IS 13630-2	≤0.080 %
Bulk Density	As per Manufacturer	Min 2.20 gm/cc	ISO 10545-3/ IS 13630-2	> 2.28 gm/cc
Massive Mechanical Properties				
Modulus of Rupture	Min. 35.0 N/mm ²	Min. 35.0 N/mm ²	ISO 10545-4/ IS 13630-6	Min. 37.0 N/mm ²
Modulus of Rupture (15mm)	Min. 35.0 N/mm ²	Min. 35.0 N/mm ²	ISO 10545-4/ IS 13630-6	Min. 40.0 N/mm ²
Breaking Strength Thickness ≥7.5 mm	Min 1300.0 N	Min 1300.0 N	ISO 10545-4/ IS 13630-6	Min 1500.0 N
Breaking Strength Thickness ≥7.5 mm (15mm)	Min 1300.0 N	Min 1300.0 N	ISO 10545-4/ IS 13630-6	Min 6000 N
Breaking Strength Thickness <7.5 mm	Min 700.0 N	Min 700.0 N	ISO 10545-4/ IS 13630-6	Min 1000.0 N
Surface Mechanical Properties				
MOH'S Hardness #	As per Manufacturer	Min. 5	BS EN 15771/ IS 13630-13	Polished - 4 Min Posh, CRV, Matt - 6 Min StrongX - 8 Min
Surface Abrasion Resistance #	As per Manufacturer	Min. Class II	ISO 10545-7/ IS 13630-11	Polished- Class II Min Posh, CRV, Matt - Class III Min
Deep Abrasion (Unglazed full body tile)	175 mm ³	140 mm ³	ISO 10545-6/ IS 13630-12	StrongX - Class IV Min 132 mm ³
Thermal Hygrometric Properties				
Moisture Expansion	Max 0.06% (0.6 mm/m)	Max 0.02 mm/m	ISO 10545-10/ IS 13630-3	Max 0.02 mm/m
Thermal Expansion (COE) at 100°C	As per Manufacturer	Max. 6.0x10-6	ISO 10545-8/ IS 13630-4	Max. 6.0x10-6
Thermal Shock Resistance	Min 10 Cycle	Min 10 Cycle	ISO 10545-9/ IS 13630-5	Min 10 Cycle
Impact Resistance (COR) #	Min. 0.55	Min 0.55	ISO 10545-5/ IS 13630-14	Min 0.55
Frost Resistance	As per Manufacturer	As per Manufacturer	ISO 10545-12/ IS 13630-10	Frost Proof
Crazing Resistance at 75 bar	4 Cycle	4 Cycle	ISO 10545-11/ IS 13630-9	6 Cycle
Chemical Properties				
Resistance to Staining Glazed	Min. Class 3	Min Class 1	ISO 10545-14/ IS 13630-8	Min Class 4/Min Class 1
Resistance to Staining Unglazed	As per Manufacturer	Min Class 2	ISO 10545-14/ IS 13630-8	Min Class 4
Resistance to Household Chemicals & Swimming Pool Salts Glazed	Min Class GB	Min Class AA	ISO 10545-13/ IS 13630-8	Min Class GB/ Min Class AA
Resistance to Household Chemicals & Swimming Pool Salts Unglazed	Min Class UB	As per Manufacturer	ISO 10545-13/ IS 13630-7	Min Class UB
Resistance to Acid and Alkalis Glazed	As per Manufacturer	As per Manufacturer	ISO-10545-13/ IS 13630-8	Min Class GLB*** & GHB***/Min Class A***
Resistance to Acid and Alkalis Unglazed	As per Manufacturer	As per Manufacturer	ISO-10545-13/ IS 13630-8	Min Class ULB*** & UHB***/Min Class A***
Safety Properties				
Skid Resistance - (DCOF-WET PENDULUM) ##	As per Manufacturer	As per Manufacturer	ASTM E-303	Polished: < 0.2 Matt: > 0.3 StrongX: > 0.4
Slip Resistance - (Ramp test Value)	As per Manufacturer	As per Manufacturer	DIN 51130	Matt & Posh: R9 - R10 StrongX: R10 R11 Surface: R11
Lead and Cadmium release	As per Manufacturer	N.A.	ISO-10545-15	Does not yield Pb & Cd

GRANICER

CERAMICA INDIANA

Corporate Office
COMET GRANITO PVT. LTD.
8-A, N/H, Nava Jambudiya,
Morbi - 363 642, Gujarat, INDIA
+91 8000 815 815, info@granicer.in

Marketing Office
GRANICER CERAMICA INDIANA
29 D/E, Laxmi Industrial Estate,
New Link Road, Andheri (W),
Mumbai - 400 053, Maharashtra, INDIA

World
EXPORT
+91 9825 215 815
+91 9033 474 501
export@granicer.in

Delhi Office
GRANICER CERAMICA INDIANA
Ground Floor And First Floor, E-4, Noida Road, Sector 8, Noida,
Gautam Buddha Nagar, Uttar Pradesh - 201 301. +91 8851 980 214

